



720 Rapid Set

Premium Grade Rapid Setting Polymer Modified Portland Cement Medium Bed Mortar

2. Manufacturer

Parex USA, Inc.
4125 E. La Palma Ave, Suite 250
Anaheim, CA 92807
866-516-0061
www.merkrete.com

3. Product Description

BASIC USE: Merkrete 720 Rapid Set is a premium grade rapid setting polymer modified portland cement medium bed mortar for installing porcelain, ceramic tile and natural stone. It is ideal for large format, ceramic, porcelain gauged and irregular thickness stone tile installations.

Uses: 720 Rapid Set can be used as a thin set mortar for ceramic tile and natural stone for both walls and floors in interior and exterior applications. It is recommended for use in the thin set installation method for absorptive, semi-vitreous and vitreous tile over properly prepared masonry, concrete, cement backer board, and existing ceramic tile. In interior dry areas, it is suitable for gypsum board and plywood substrates. It is used as a thin set from 3/32" (2.4 mm) to 3/4" (19.1 mm) after the tiles have been properly beat in. 720 Rapid Set is suitable for both residential and commercial construction.

Advantages

- Easy adjustments against lippage
- Ideal for large format tile
- Freeze thaw stable
- Interior and exterior
- Bonds to most surfaces
- Available in both gray and white colors
- Exceeds ANSI A 118.4 for latex portland cement mortar and ANSI A118.11 for EPG latex portland cement mortar.
- Setting time 60 - 90 minutes

Suitable Substrates

- Brick masonry
- Cement backer board¹
- Cement mortar beds
- Cement plaster
- Cement terrazzo
- Ceramic tile and stone
- Concrete
- Concrete masonry
- Exterior grade plywood²
- Gypsum wallboard²
- Merkrete waterproofing/crack isolation membranes

¹ Consult cement backer board manufacturer for installation recommendations and to verify acceptability for exterior use

² Interior use only

4. Technical Data

Applicable Standards: Merkrete 720 Rapid Set meets or exceeds industry requirements ANSI A118.4 for latex portland cement mortar and ANSI A118.11 for EPG latex portland cement mortar. Follow ANSI A108.5 for installation.

Properties

ANSI 118.4	ANSI Requirements	720 Rapid Set Results
Open Time at 70° F	> 20 minutes	35 minutes
Impervious Mosaic, 4 hours shear	> 50 psi	> 100 psi
Glazed Wall Tile, 12 week shear	> 300 psi	> 528 psi
Impervious Mosaic, 28 day shear	> 200 psi	> 350 psi
Quarry Tile, 12 week shear	> 150 psi	> 350 psi
LEED v3 NC VOC	EQ Credit 4.1	720 Rapid Set Results
VOC	< 65 g/l	0 g/l

Parex USA, Inc.
4125 E. La Palma Ave., Suite 250
Anaheim, CA 92807
(866) 516-0061 Tech Support: (800) 226-2424



EIMA



PAREXUSA
SUSTAINABILITY

EIFS SOLUTIONS • STUCCO ASSEMBLIES • TILE AND STONE SYSTEMS **PAREXUSA** ENVISION IT ALL

© Parex USA, Inc. • January 2014 • ME 720RS DS 0114

PAREXUSA



MERKRETE

720 Rapid Set

Premium Grade Rapid Setting Polymer Modified
Portland Cement Medium Bed Mortar

Packaging: 50 lb. bag (22.7 kg.) 48 bags per pallet | Colors: Gray and White

Shelf Life: Reference Parex USA Expiration Date of Products Technical Bulletin.

5. Installation

Surface Preparation: All surfaces must be between 40° F (4° C) to 95° F (35° C) and structurally sound (deflection not to exceed 1/360 of the span), dry, clean and free from oil, grease, wax, paint, old adhesives, sealers and curing compounds. Any contaminants which inhibit proper bond must be removed. Substrate preparation should be completed following ANSI A108 AN-2 "General Requirements for Sub-surfaces." All substrates should be plumb and true, surface deviation should not exceed 1/4" in 10'. Patching, leveling or areas requiring a mortar bed should be prepared using Merkrete underlayments. Movement (expansion) joints should be provided to comply with TCA method EJ 171.

Substrates

Plywood Substrates: Maximum joist spacing should be 16" on center. Plywood should be exterior grade only. Maintain a gap of 3/16" between plywood underlayment sheets edges and all that abut walls, columns, posts and adjacent sheets. All plywood installations should be interior areas only and protected from exposure to moisture.

Cement Substrates: All concrete substrates should be cured a minimum of 28 days. Smooth steel troweled floors should be roughed up using mechanical chipping, scraping or shot blasting. Dampen porous or dry concrete prior to installation of tile. Do not leave puddles or standing water.

Cement Backer Board: Follow cement board manufacturer's instructions.

Mixing: In a clean container, add approximately 5.5 quarts (5.2 liters) of clean potable water. Then add the contents of the 50 lb. (22.7 kg.) 720 Rapid Set mortar. Mix thoroughly by hand or with a slow speed mixer to a smooth, thick, trowelable consistency. Allow mortar to slake for approximately 15 minutes, and then remix before using. Remix without adding additional water or powder. Mortar consistency shall be such that when applied with the recommended notched trowel to the substrate, the ridges formed in the mortar do not flow or slump. During use mix occasionally. Do not temper with additional water. Do not add latex liquid to 720 Rapid Set.

Application: Apply mortar to the substrate with the flat side of the trowel keying the product in with enough pressure to firmly work into the surface. With a notched trowel, immediately follow with a heavier coat of material using the appropriate trowel and enough mortar to provide 100% coverage to the back of the tile. For some extruded or lug back tiles, back-buttering of tiles may be required. Do not spread more mortar than can be covered in 20 minutes or before the mortar skins over. It is advised that during the installation, remove a tile to insure the mortar has not skinned over and check the tile and substrate mortar coverage. Comb the mortar using an appropriate notched trowel in one direction. Place tiles in mortar, slide back and forth perpendicular to the ridges to insure proper coverage. Do not move tiles set in mortar after 15 minutes.




720 Rapid Set

Premium Grade Rapid Setting Polymer Modified
Portland Cement Medium Bed Mortar

Limitations: Do not install 720 Rapid Set below 40° F (4° C) or above 95° F (35° C). Use caution; do not allow mortar to freeze for the first 72 hours. Do not soak tiles previous to installation. 720 Rapid Set must not be used to apply over asphalt sheeting, vinyl covered wall board, Masonite®, cement asbestos board, metal, glass, plastic, gypsum mortar beds or other unstable substrates. Improperly cured or wet plywood, particle board or strip wood are not suitable substrates. Installations that will be continually wet like swimming pools, fountains and gang showers, the completed installation should be cured a minimum of 14 days and allowed to dry before exposure to water. For white or light colored marbles use 720 Rapid Set White mortar. Some dimensional stone tile like resin backed, black, green and red marbles may warp when installed with water based setting materials. These water sensitive stone tiles should be installed with Merkrete Pro Epoxy. For use of 720 Rapid Set over additional substrates or situations not mentioned in these instructions, contact Merkrete Technical Services.

Cleaning: Water is all that is needed to remove any uncured mortar from tiles, tools and equipment.

Coverage:

RECOMMENDED NOTCH SIZE		
		
1/4" x 1/4" 6 mm x 6 mm	1/4" x 3/8" 6 mm x 10 mm	1/2" x 1/2" 12 mm x 12 mm
Ceramics	Quarry Tile, Rough Stone	Large Tile, Marble, Stone
APPROXIMATE COVERAGES		
65 – 75 Ft ² 6.0 – 6.9 m ²	55 – 65 Ft ² 5.1 – 6.0 m ²	35 – 45 Ft ² 3.2 – 4.2 m ²

*Coverage depends on trowel notch size, substrate and job conditions.

6. Availability

Merkrete 720 Rapid Set is available at leading tile houses and construction distributors. Contact Merkrete or visit our web site for the name of the nearest dealer at www.merkrete.com.

7. Warranty

5 year, 10 year and Limited Lifetime warranties are available. Contact Merkrete Technical Systems for specific warranty information. Merkrete Systems warrants that this product meets applicable ANSI standards in force at the time of manufacture.

8. Maintenance

None required, but installation performance and durability may depend on properly maintaining products supplied by other manufacturers.

9. Technical Services

Merkrete Systems maintains technical field representatives available throughout the country. Call Technical Services at 800-226-2424 for the nearest representative.

10. Filing Systems

Merkrete Architectural Product information available either in catalog form, or electronically on our website at www.merkrete.com.